

Session Name

US 160 Mancos Polling Session 6-23-2015 7-30 PM

Date Created

6/23/2015 5:56:13 PM

Active Participants

19

Total Participants

19

Average Score

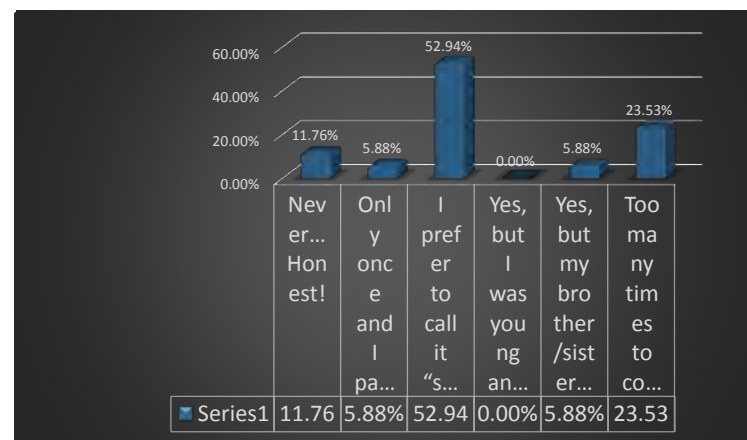
0.00%

Questions

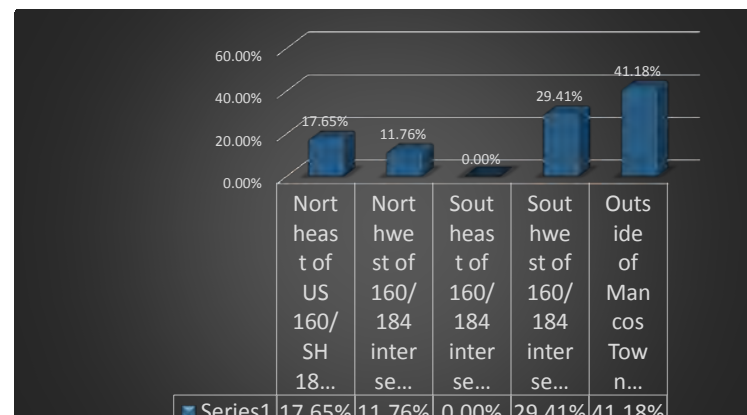
21

Results by Question**1. Have you ever lied to your mother? (Multiple Choice)**

Responses		
	Percent	Count
Never...Honest!	11.76%	2
Only once and I paid for it dearly	5.88%	1
refer to call it "stretching the truth"	52.94%	9
as young and candy was involved	0.00%	0
it my brother/sister made me do it	5.88%	1
Too many times to count!	23.53%	4
Totals	100%	17

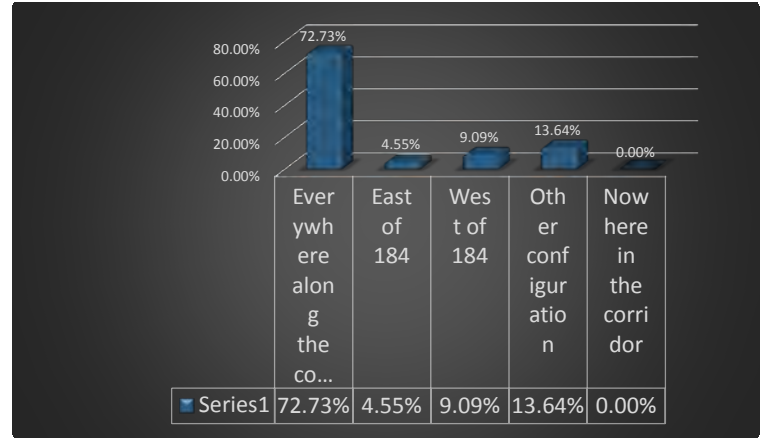
**2. Where do you live? (Multiple Choice)**

Responses		
	Percent	Count
East of US 160/SH 184 intersection	17.65%	3
Northwest of 160/184 intersection	11.76%	2
Southeast of 160/184 intersection	0.00%	0
Southwest of 160/184 intersection	29.41%	5
Outside of Mancos Town Limits	41.18%	7
Totals	100%	17



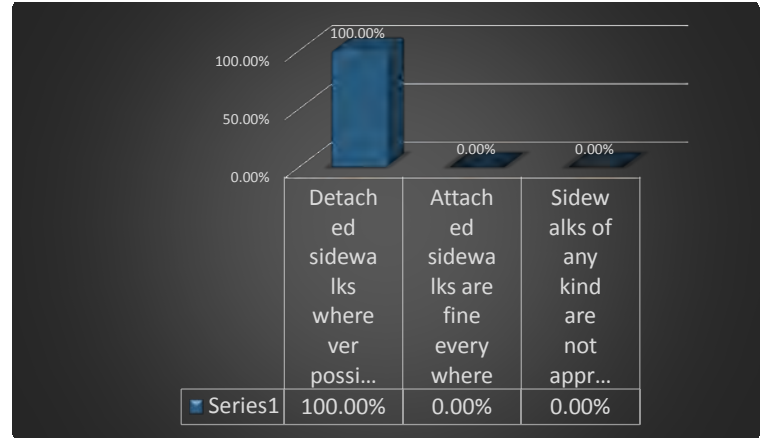
3. Where would you like to see SIDEWALKS along US 160? (Choose up to two) (Multiple Choice - Multiple Response)

Responses		
	Percent	Count
Everywhere along the corridor	72.73%	16
East of 184	4.55%	1
West of 184	9.09%	2
Other configuration	13.64%	3
Nowhere in the corridor	0.00%	0
Totals	100%	22



4. What kind of SIDEWALKS would you like on US 160? (Multiple Choice)

Responses		
	Percent	Count
Attached sidewalks wherever possible	100.00%	15
Detached sidewalks are fine everywhere	0.00%	0
Detached sidewalks are not appropriate for US 160	0.00%	0
Totals	100%	15

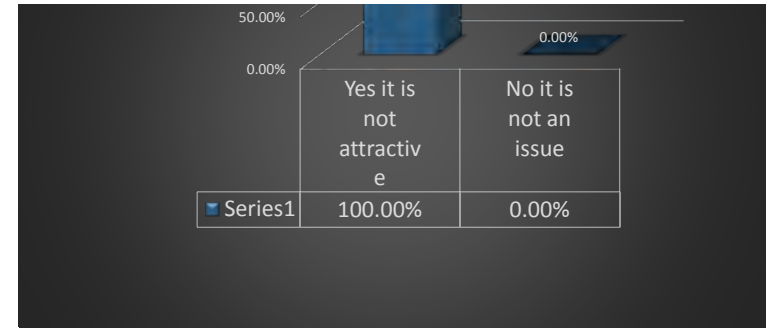


5. Should we remove the fence? (Multiple Choice)

Responses		
	Percent	Count
Yes it is not attractive	100.00%	17

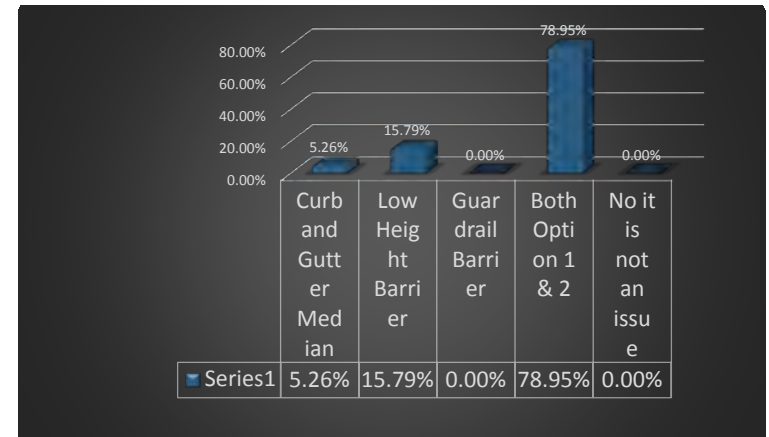


No it is not an issue	0.00%	0
Totals	100%	17



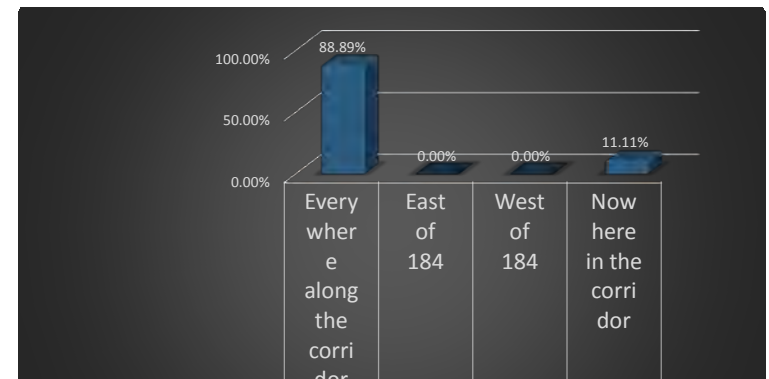
6. What options should we consider for replacement of the fence? (Multiple Choice)

Responses		
	Percent	Count
Curb and Gutter Median	5.26%	1
Low Height Barrier	15.79%	3
Guardrail Barrier	0.00%	0
Both Option 1 & 2	78.95%	15
No it is not an issue	0.00%	0
Totals	100%	19



7. Where would you like to see BIKE LANES along US 160? (Multiple Choice)

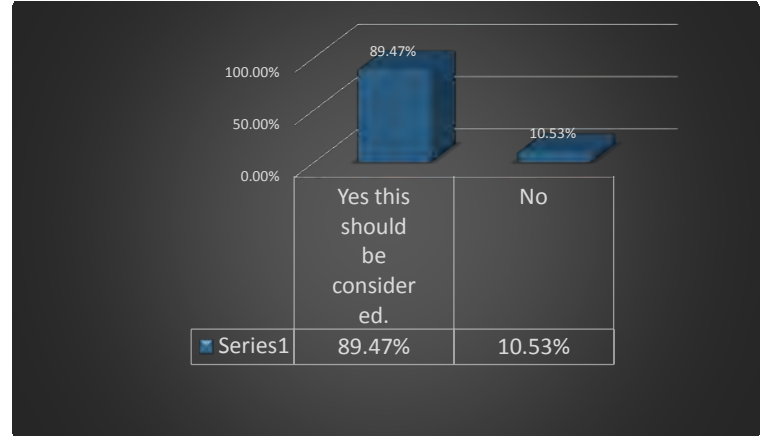
Responses		
	Percent	Count
Everywhere along the corridor	88.89%	16
East of 184	0.00%	0
West of 184	0.00%	0
Nowhere in the corridor	11.11%	2
Totals	100%	18



8. Are bike lanes appropriate along us 160? (Multiple Choice)

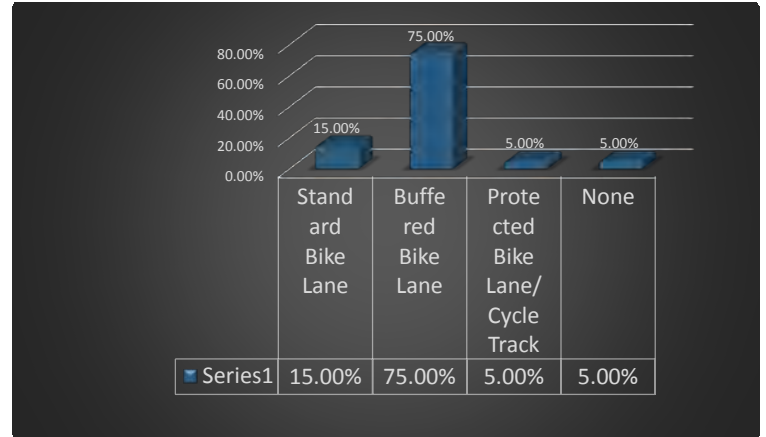
Responses		
	Percent	Count
Yes this should be considered.	89.47%	17
No	10.53%	2
Totals	100%	19

Series1				
	88.89%	0.00%	0.00%	11.11%



9. Which type of bike lane is most appropriate along us 160? (Choose up to three) (Multiple Choice - Multiple Response)

Responses		
	Percent	Count
Standard Bike Lane	15.00%	3
Buffered Bike Lane	75.00%	15
Protected Bike Lane/Cycle Track	5.00%	1
None	5.00%	1
Totals	100%	20

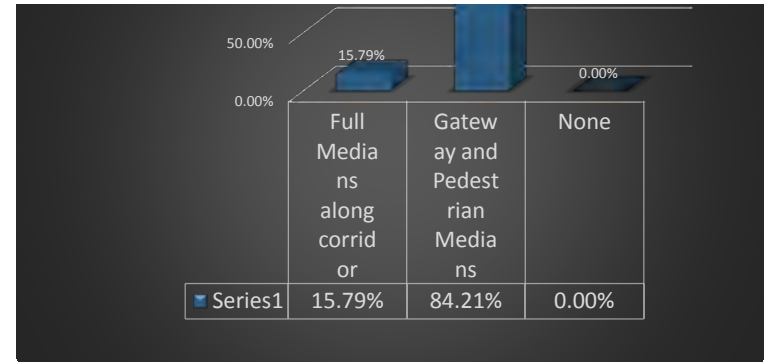


10. What Type of Median would you prefer on US 160? (Multiple Choice)

Responses	
Percent	Count

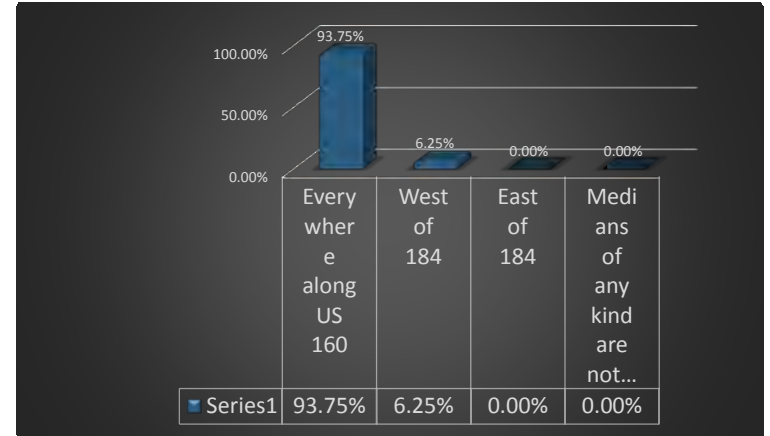


Full Medians along corridor	15.79%	3
Gateway and Pedestrian Medians	84.21%	16
None	0.00%	0
Totals	100%	19




11. Where would you like to see MEDIANS along US 160? (Multiple Choice)

Responses		
	Percent	Count
Everywhere along US 160	93.75%	15
West of 184	6.25%	1
East of 184	0.00%	0
Medians are not appropriate for US 160	0.00%	0
Totals	100%	16



12. Should we improve the overall appearance of the medians? (Multiple Choice)

Responses		
	Percent	Count
nicer appearance would be good.	100.00%	17
No	0.00%	0
Totals	100%	17



13. Should we consider Additional Lighting for the Corridor? (Multiple Choice)

Responses		
	Percent	Count
enhance the road experience and safety.	88.24%	15
No lighting is not necessary.	11.76%	2
Totals	100%	17

enhance the road experience and safety.

No lighting is not necessary.

Totals

14. Do you think gateways are important on us 160? (Multiple Choice)

Responses		
	Percent	Count
provide a sense of arrival in Mancos	89.47%	17
– money is best spent elsewhere	10.53%	2
Totals	100%	19

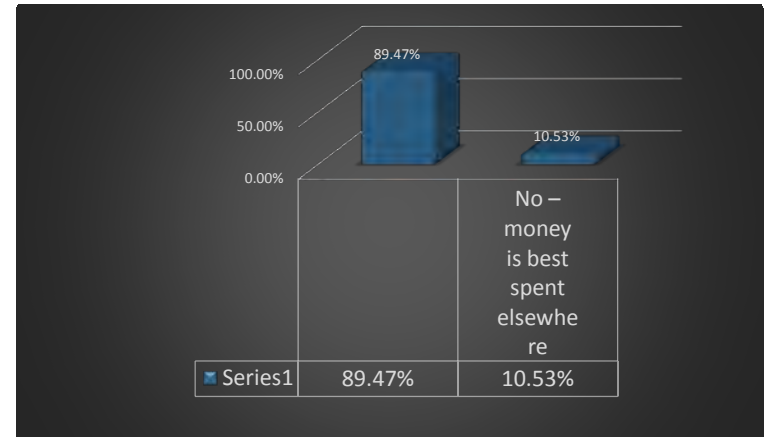
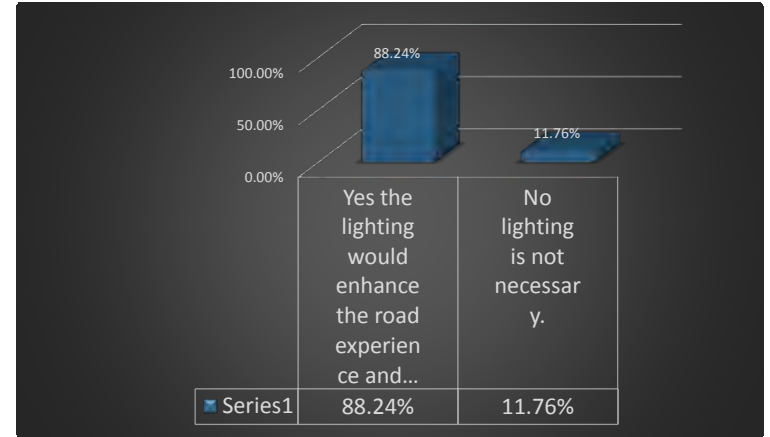
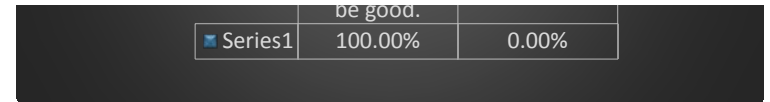
provide a sense of arrival in Mancos

– money is best spent elsewhere

Totals

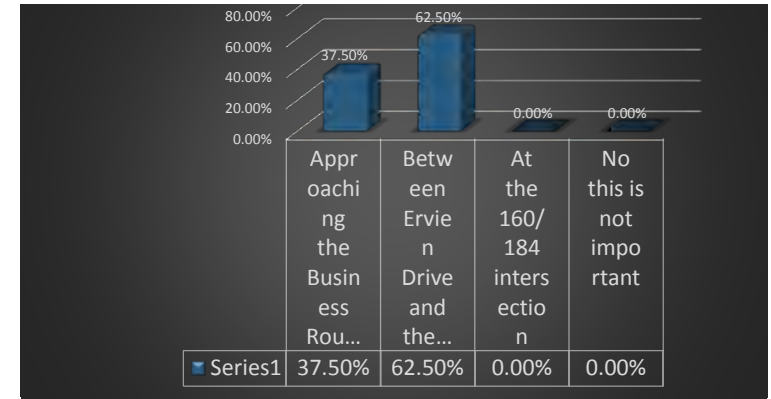
15. Where should the east gateway be located? (Multiple Choice)

Responses



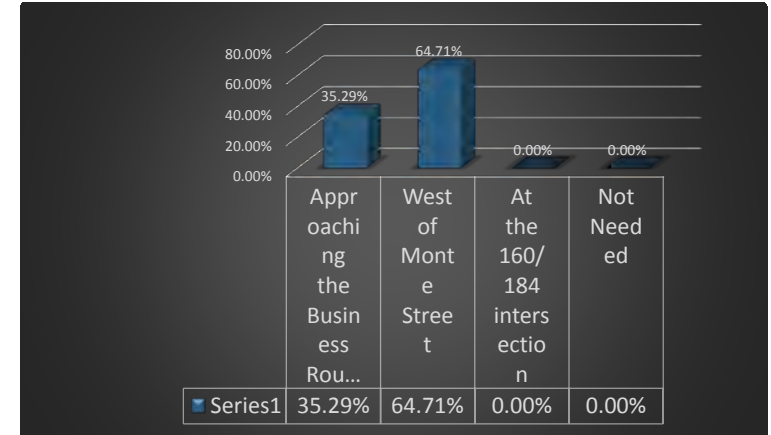
Responses

	Percent	Count
Entrances (160B East Entrance)	37.50%	6
rive and the Mancos River Bridge	62.50%	10
At the 160/184 intersection	0.00%	0
No this is not important	0.00%	0
Totals	100%	16



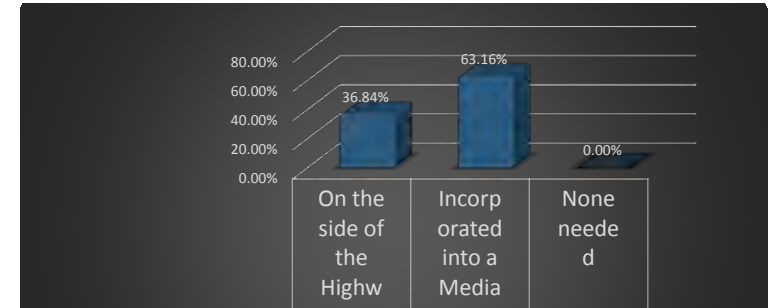
16. Where should the West gateway be located? (Multiple Choice)

Responses		
	Percent	Count
Entrances (160B West Entrance)	35.29%	6
West of Monte Street	64.71%	11
At the 160/184 intersection	0.00%	0
Not Needed	0.00%	0
Totals	100%	17



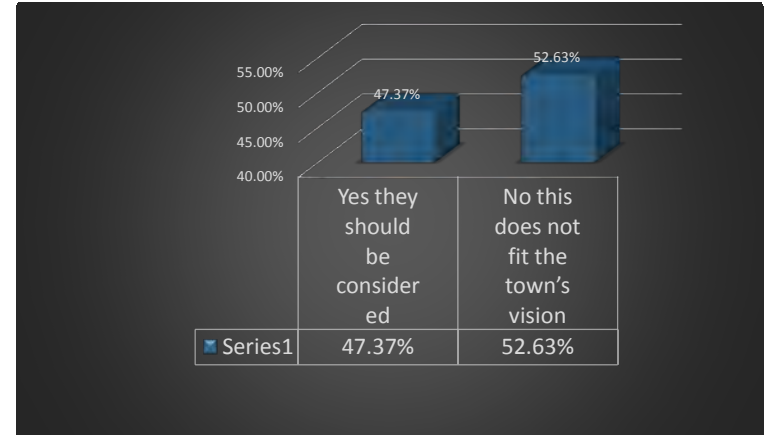

17. Location of the Gateway? (Multiple Choice)

Responses		
	Percent	Count
On the side of the Highway	36.84%	7
Incorporated into a Median	63.16%	12
None needed	0.00%	0
Totals	100%	19



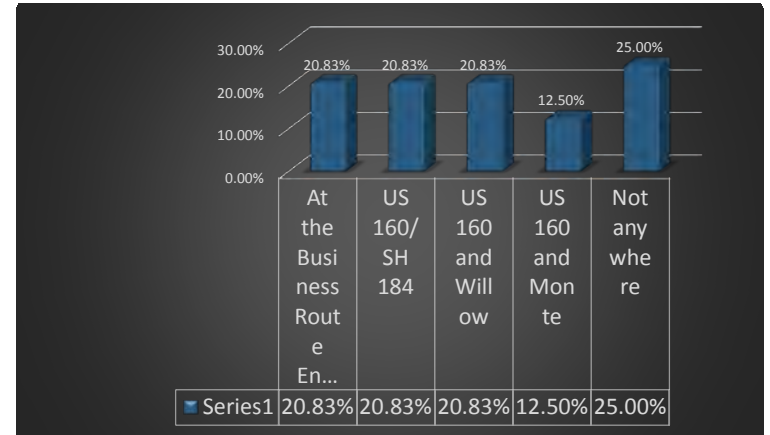
18. Are Roundabouts appropriate for Mancos? (Multiple Choice)

Responses		
	Percent	Count
Yes they should be considered	47.37%	9
No this does not fit the town's vision	52.63%	10
Totals	100%	19



19. Where Should Roundabouts be considered? (Choose all that apply) (Multiple Choice - Multiple Response)

Responses		
	Percent	Count
Business Route Entrances (160B E&W)	20.83%	5
US 160/SH 184	20.83%	5
US 160 and Willow	20.83%	5
US 160 and Monte	12.50%	3
Not any where	25.00%	6
Totals	100%	24

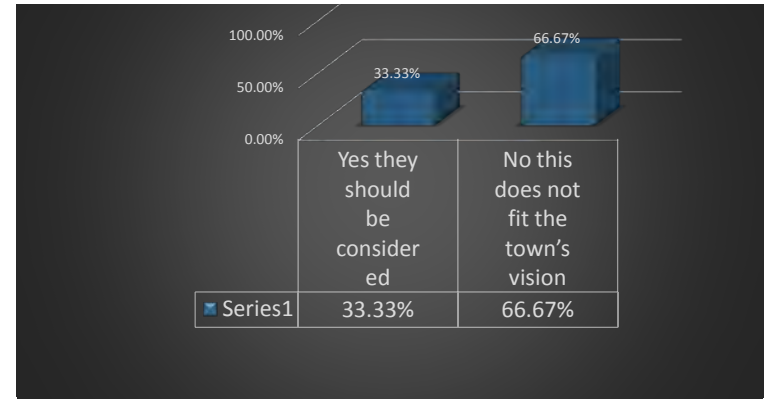


20. Are Roundabouts appropriate for Mancos? (Multiple Choice)

Responses



	Percent	Count
Yes they should be considered	33.33%	6
No this does not fit the town's vision	66.67%	12
Totals	100%	18



21. Where Should Roundabouts be considered? (Choose all that apply) (Multiple Choice - Multiple Response)

	Responses	
	Percent	Count
Business Route Entrances (160B E&W)	13.64%	3
US 160/SH 184	18.18%	4
US 160 and Willow	18.18%	4
US 160 and Monte	4.55%	1
Not any where	45.45%	10
Totals	100%	22

